



# BOSNIA AND HERZEGOVINA



**Capital city:** Sarajevo

**Geographic location:** South Eastern Europe, bordering with Croatia, Serbia and Montenegro

**Area:** 51,209 square km

**Landforms:** A very hilly country with the Dinaric Alps dominating the landscape. The highest point, Mt. Maglić, rises to 2,387m. Thick forests cover almost 50% of the land. In the north, along the Sava River valley, a hilly, fertile plain stretches East to West. The country has 20 km of coastline in the southwest of the country, providing access to the Adriatic Sea.

**Climate:** Winters - cold with lot of snow, especially in the hills and mountains. Summers - generally warm and comfortable; occasionally hot.

**Latitude/longitude:** 44° N, 18° E

**Time zone:** CET (GMT + 1 hour)

**Internet domain:** .ba

**Country telephone code:** +387



**Population:** 3.53 million (2013)

**Religions:** Muslim (50,11%), Orthodox Christian (30,78%), Roman Catholic (15,43%), Others (7%)

**Ethnic groups:** Bosniaks, Serbs, Croats and others

**Languages:** Bosnian, Serbian, Croatian (all official)

**GDP:** 17,08 billion EUR (2018)

**GDP per capita:** 4.886 EUR (2018)

**Currency:** Konvertibilna Marka (BAM-official; KM-common use)

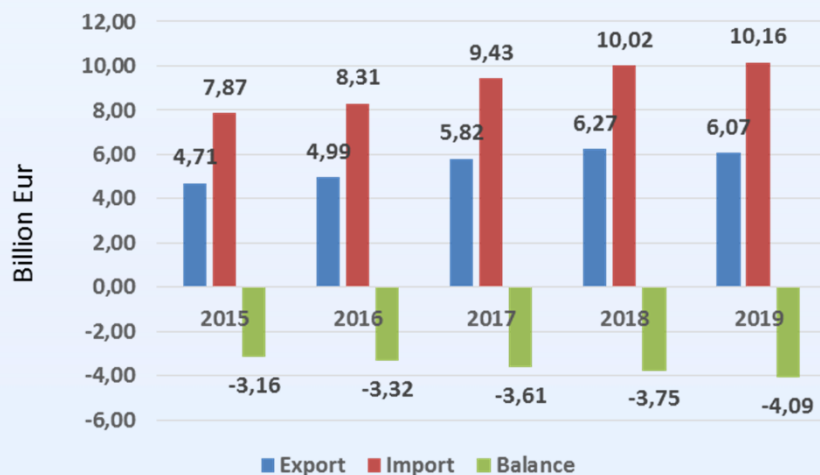
**Exchange rate:** 1 EUR = 1.95583 KM (fixed exchange rate)

**Other major cities:** Banja Luka, Bihać, Mostar, Tuzla, Zenica

**Administrative organization:** Two entities (Federation of B&H and Republic of Srpska) and Brcko District of B&H




### FOREIGN TRADE OF BOSNIA AND HERZEGOVINA (2015 – 2019)




### EXPORT/IMPORT RATIO OF BOSNIA AND HERZEGOVINA (2015 - 2019)



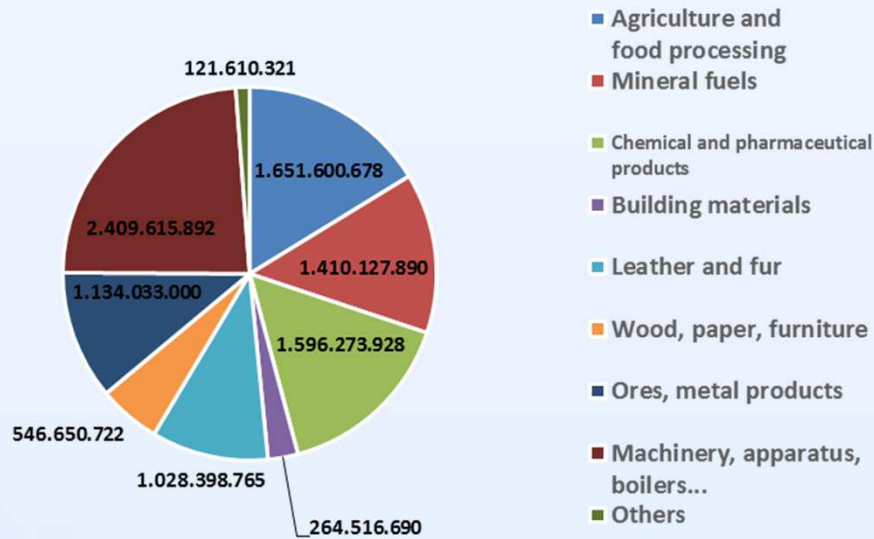
### Participation of TOP 5 countries in total volume of foreign trade of B&H in 2019:



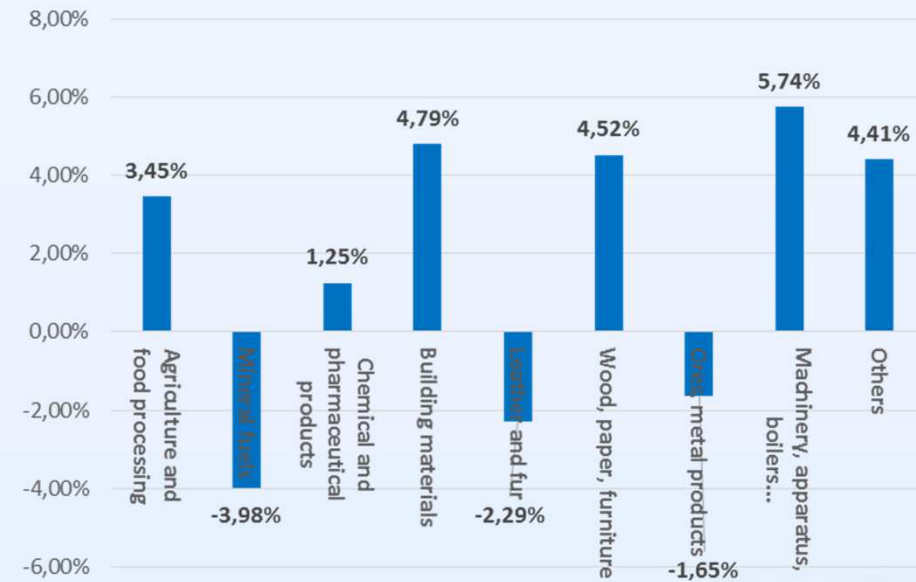
### TOP 5 countries in total volume of foreign trade of B&H in 2019:



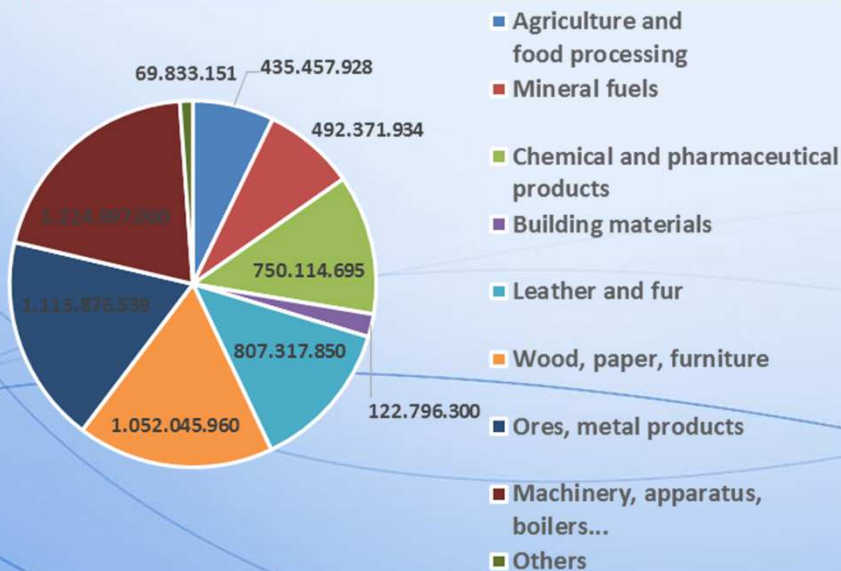
### IMPORT OF BOSNIA AND HERZEGOVINA BY SECTOR (2019)



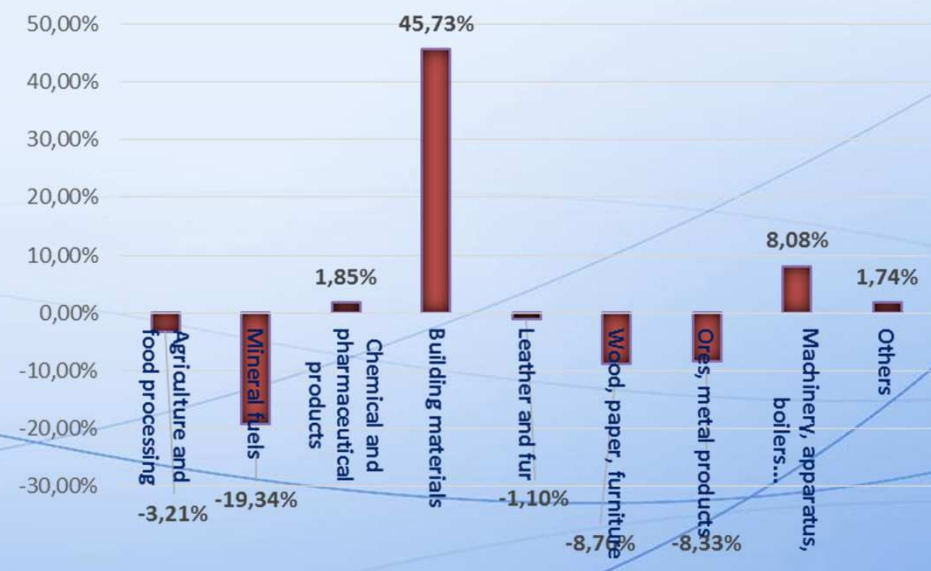
### GROWTH OF IMPORTS BY SECTORS (2019/2018)



### EXPORT OF BOSNIA AND HERZEGOVINA BY SECTORS (2019)

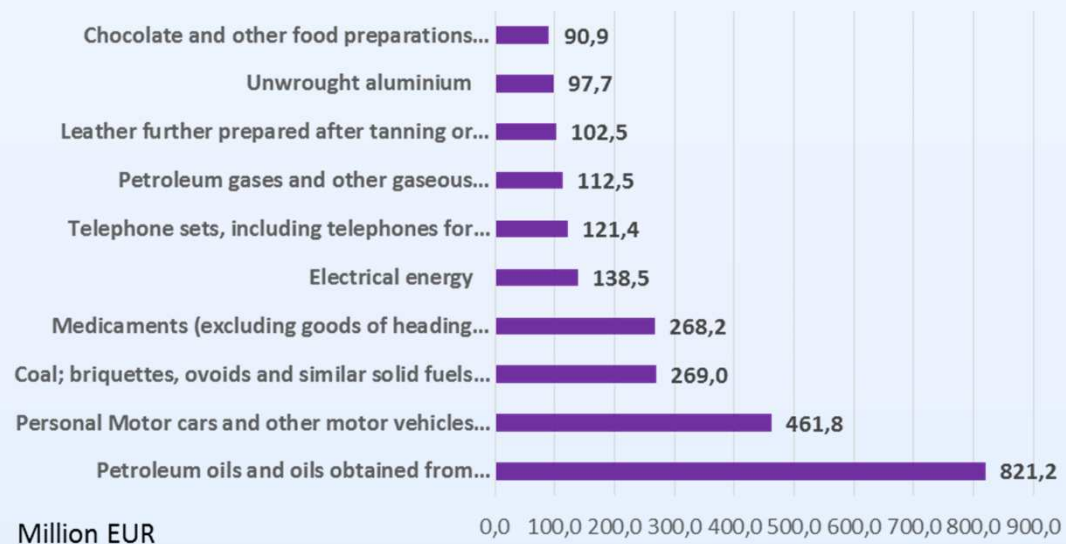


### GROWTH OF EXPORTS BY SECTORS (2019/2018)

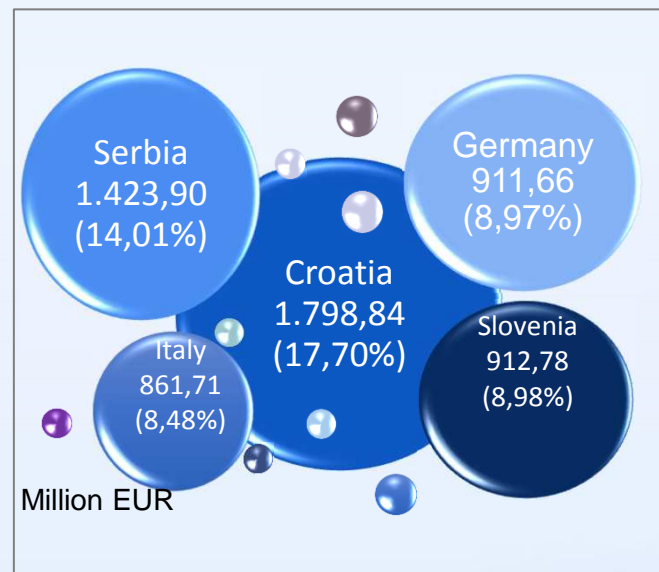




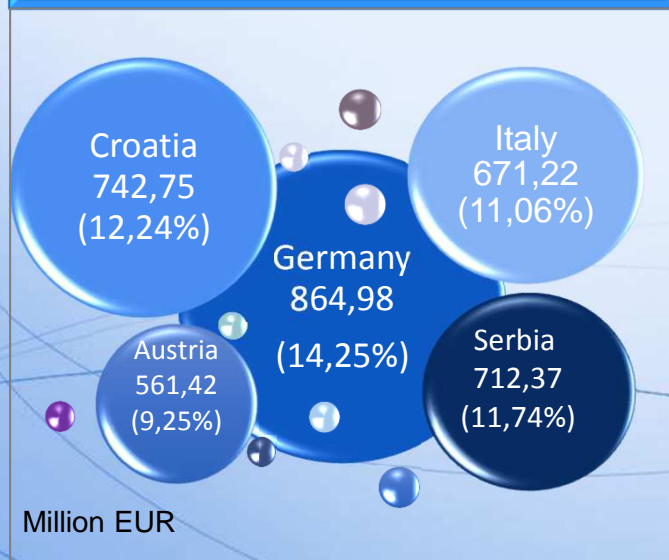
### TOP 10 IMPORT PRODUCT TO B&H (2019)



### TOP 5 COUNTRIES IN TOTAL IMPORT OF B&H IN 2019:



### TOP 5 COUNTRIES IN TOTAL EXPORT OF B&H IN 2019:



### TOP 10 EXPORT PRODUCT FROM B&H (2019)

